


DELHI PUBLIC SCHOOL JAGDALPUR
 (Under the aegis of the DPS Society, New Delhi)
 CBSE Affiliation No: 3330192 School Code: 15067
summer Cool Enjoyment Sheet (2024-25)
UKG

Name :Sec.....Date.....Teacher's Sign :



Dear Kids,

Here comes summer once again and its time to have lots of fun, ice-creams, cold drinks, water melon, lemonades and a cool splash in the P...O...O...L.

Beat the Heat ! Be Cool !!

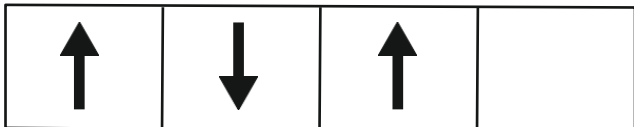

It's summer time,
 The sun is strong.
 It's summer time,
 The days are long,
 It's summer time,
 Let's swim in the pool.

Let's enjoy the vacations with few activities.




Promise to educate yourself and become a good citizen of the country.


► Observe the pattern and fill in the empty spaces.



► Match the patterns



► Cross the odd one out:





**Children, there are three magical words,
They are - Please, Thank you and Sorry !**


Promise to use these three magical words very often. Do something nice for someone. Visit an elderly neighbour. Tell them to share their experiences of their childhood or play games like Ludo or Carrom with them.

Make their day !


► Draw a smiley ☺ beside the pictures that show the activity that helps your body work well.



I slept for 8 hours.
I am feeling fresh.



I slept late. Didn't get
enough time to rest. I
am tired, don't feel
like getting up.



I am in a hurry.
I will eat when
I come back home.



I must have a
good breakfast
before going
to school.



► Enjoy reading during your free time. Ask your grandparents to tell a story of their times. Complete the given story with the help of picture clues given.

Take time
to
enjoy
nature :
the
birds,
the
flowers,
even
the bugs.





I wake up in the morning. It is a new day.

The  _____ is shining.

I wash my face with  _____. I wipe it dry

with a  _____. I brush my  _____

I have a bath. I use  _____ to clean my body.

I  _____ my hair. I put my  _____ in

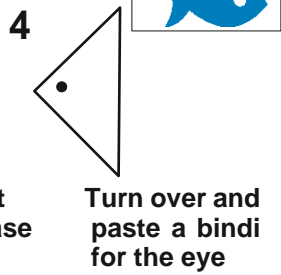
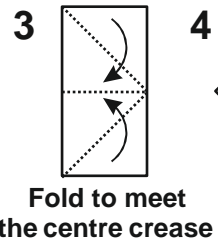
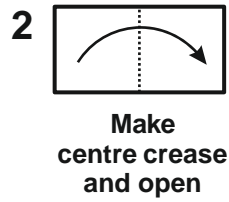
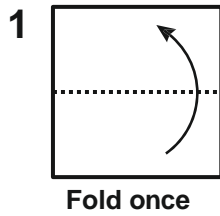
my  _____. Then I go to school.



► People of Japan began the art of turning a square piece of paper into a shape. This art is called Origami. Make a fish and paste it in the sea given below :

Material needed:

1. A square piece of paper
2. Bindis
3. Crayons



Activity :

Making a fish swim in the sea.


1. Follow steps 1, 2, 3, 4.
2. Draw the tail of the fish after sticking the fish.
3. Make plants under water.
4. Colour the water.



It's summer time, just after spring.
It's summer time, the birds do sing.

- Try to learn swimming as a hobby class.

► Ritu is going to a party. She wants all her clothes to have colourful polka dots. Trace the dots and colour them. Count the dots and write in the box given below.



Do not wear synthetic or dark coloured clothes during summers. Whenever you are going out in the hot sun always carry an umbrella or wear a cap.

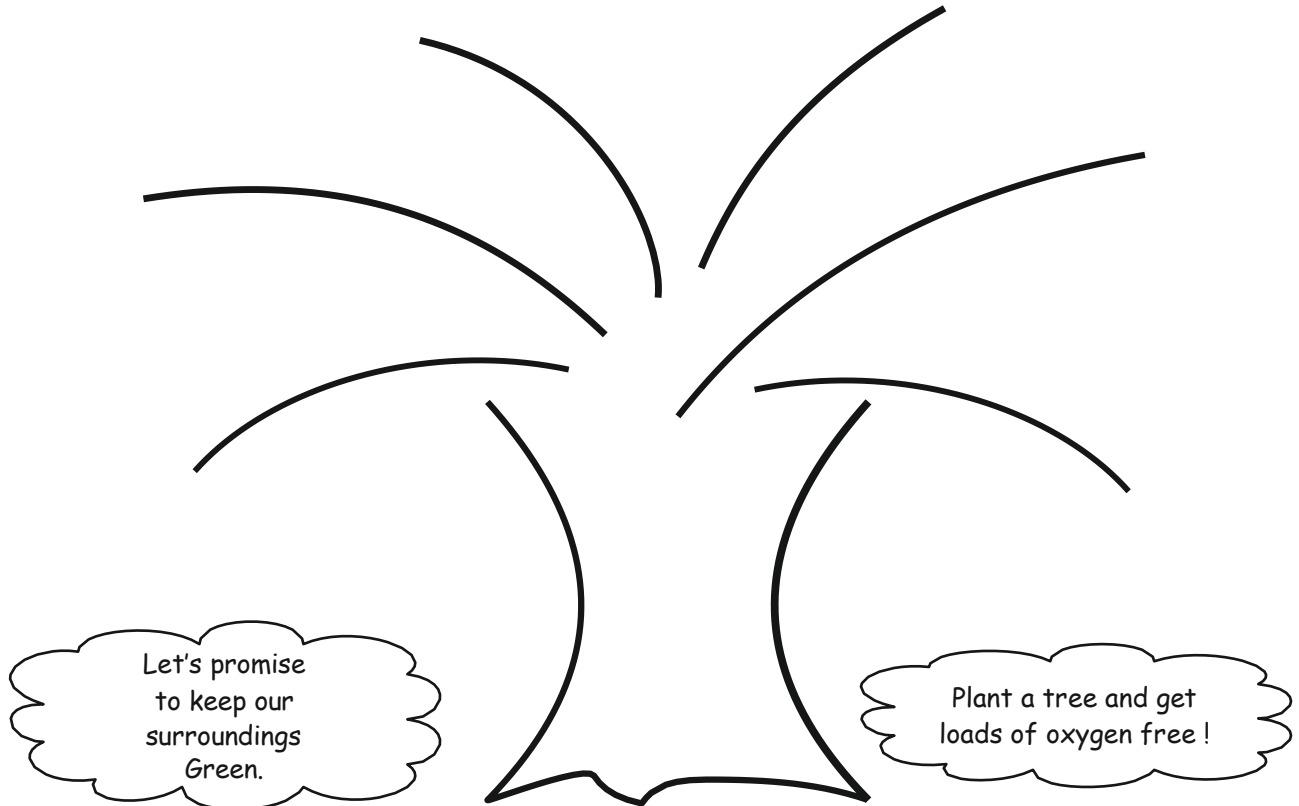
► Go for morning walk during vacation, you will feel fresh and healthy. Out in the garden you will see many trees. Collect a few leaves and make the given tree colourful.



Materials required : Poster colour, Paint brush and leaves.

<p>Step : 1 Position a leaf on the table with its bottom side facing up.</p>	<p>Step : 2 Paint the entire surface of the leaf.</p>	<p>Step : 3 Press the painted leaf on one of the branches of the tree given below.</p>	<p>Step : 4 Remove the leaf to reveal a coloured leaf print.</p>	<p>Step : 5 Continue making leaf prints around the branches.</p>

Note : Leaves should be of different shapes and sizes.



► *Let's enjoy few moments of love and togetherness.*



- Drink lots of water, fresh juice and eat lots and lots of juicy fruits.
- Avoid eating fast and junk food.
- Never go out on an empty stomach under the sun.

Prepare cold Bournvita / Chocolate Shake for your parents.

For 1 glass

1. Take 1 glass of cold milk in a plastic glass shaker. (Do not use an electric shaker.)
2. Add 2 tea spoons of sugar.
3. Add 1 tea spoon of Bournvita/Chocolate powder.
4. Shake it well.
5. Pour it and put a straw in the glass and enjoy.



Help your mother in small household affairs. After making the shake don't litter the kitchen, clean it up!



Story Time

Activity: Dear Children, get together with your family and friends to present a short story of about 2 to 4 minutes. You may present through enactment using props like puppets, picture cards etc.

Answer the following questions:


Draw/Paste a picture of the favourite scene from your story presentation.

1) Please write the name of your story.

_____.

2) How many characters are there in the story?

_____.



Reflection sheet

► A- Would this activity be more enjoyable because you worked along with family and friends or alone? Circle the correct options.

Family

Friends

Alone

► B- How I felt during the activity? Colour the correct options using Yellow colour.

	No	Sometimes	Yes
Did I find this activity interesting ?			
Did I enjoy working with others ?			
Did I listen to the ideas of others ?			

► C- Tick (✓) the correct options:

People who helped me in	 Grandparents	 Parents	 Friends	 Siblings	 My Self
Making props					
Selecting/creating the story					
Presentation of the story					

► Please record a video of your story presentation and upload on Flipgrid link sent by the Class Teacher on Google class room/class WhatsApp group.

Dear children, Collaboration is a skill that helps us develop a variety of other skills such as social and communication skills. We learn values such as patience, compassion and respect.

Activities like helping in the kitchen, doing household chores like folding clothes, cleaning etc help us to develop our collaboration skills.

BE TECH SMART

Using Edtech tools like Pschool, Kahoot, Quiziz, etc. has been a fun-filled experience for all of you. But do you know that using technology enhances various 21st century skills i.e. communication, critical thinking, collaboration and creative thinking? So be a tech savvy kid and enjoy the following :

Empower your voice with Flipgrid

I am sure you love to visit different places during school holidays/ vacations. Record a few lines about your favourite place and why you like it upload on **Flipgrid**. (Link of the Flipgrid will be shared by your class teacher.)

Brainfeed

Enjoy the following fun-filled activities given by your teacher on **Khan Academy Kids** to develop logical and analytical skills.

- Match
- Leaves
- Sort Bugs
- Ducks & Rules
- Mystery Box

Parents, kindly download Khan Academy Kids App from the playstore.



MY ART PIECE - A Table mat

Create an art piece on A3 sheet by crayons or poster colours. Let the child use his/her own creativity. Few images have been given for reference. Child can draw anything (a scene of garden, night scene with stars and moon on black sheet, river side scene, flowers etc). Colour and decorate nicely. **Get it laminated**. Bring it to school and show it to your friends. Then take it home so that you can use it during meal time.



Holiday Homework

-
-

6.

Please complete and submit it to your class teacher on 01st July'24





DELHI PUBLIC SCHOOL JAGDALPUR

(Under the aegis of the DPS Society, New Delhi)
CBSE Affiliation No: 3330192 School Code: 15067

Holiday Homework
Class – UKG
Subject – English

Name: _____



Cursive Writing Practice

Aa Aa	Bb Bb
Cc Cc	Dd Dd
Ee Ee	Ff Ff
Gg Gg	Hh Hh
Ii Ii	Jj Jj
Kk Kk	Ll Ll
Mm Mm	Nn Nn
Oo Oo	Pp Pp
Qq Qq	Rr Rr
Ss Ss	Tt Tt
Uu Uu	Vv Vv
Ww Ww	Xx Xx
Yy Yy	Zz Zz

ENGLISH

HINDI

MATH

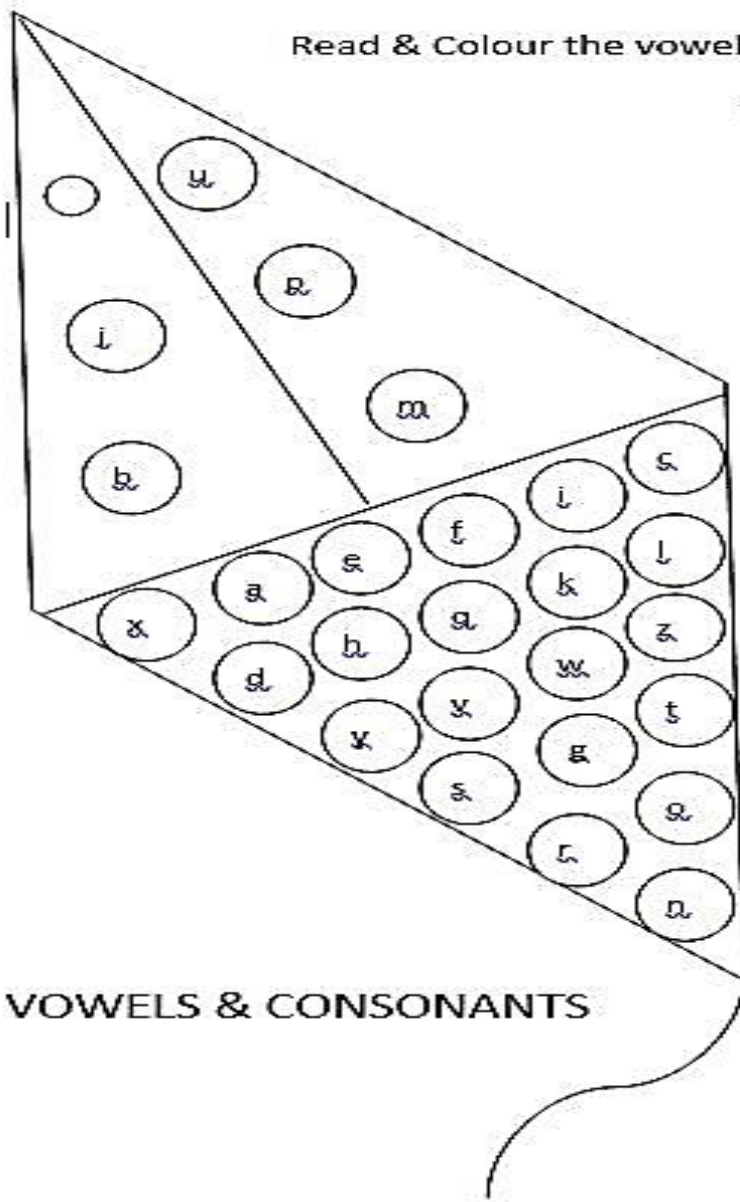
EVS

Class Teacher


W/Incharge

Principal

Read & Colour the vowels with red and consonant with yellow.



Write the number names in boxes given this picture & Colour the balloons.




Write the missing numbers.

2	4		3
3	5		
		2	5
5		3	
	8	4	
7			8

Look at the picture & Write small to big numbers in boxes.

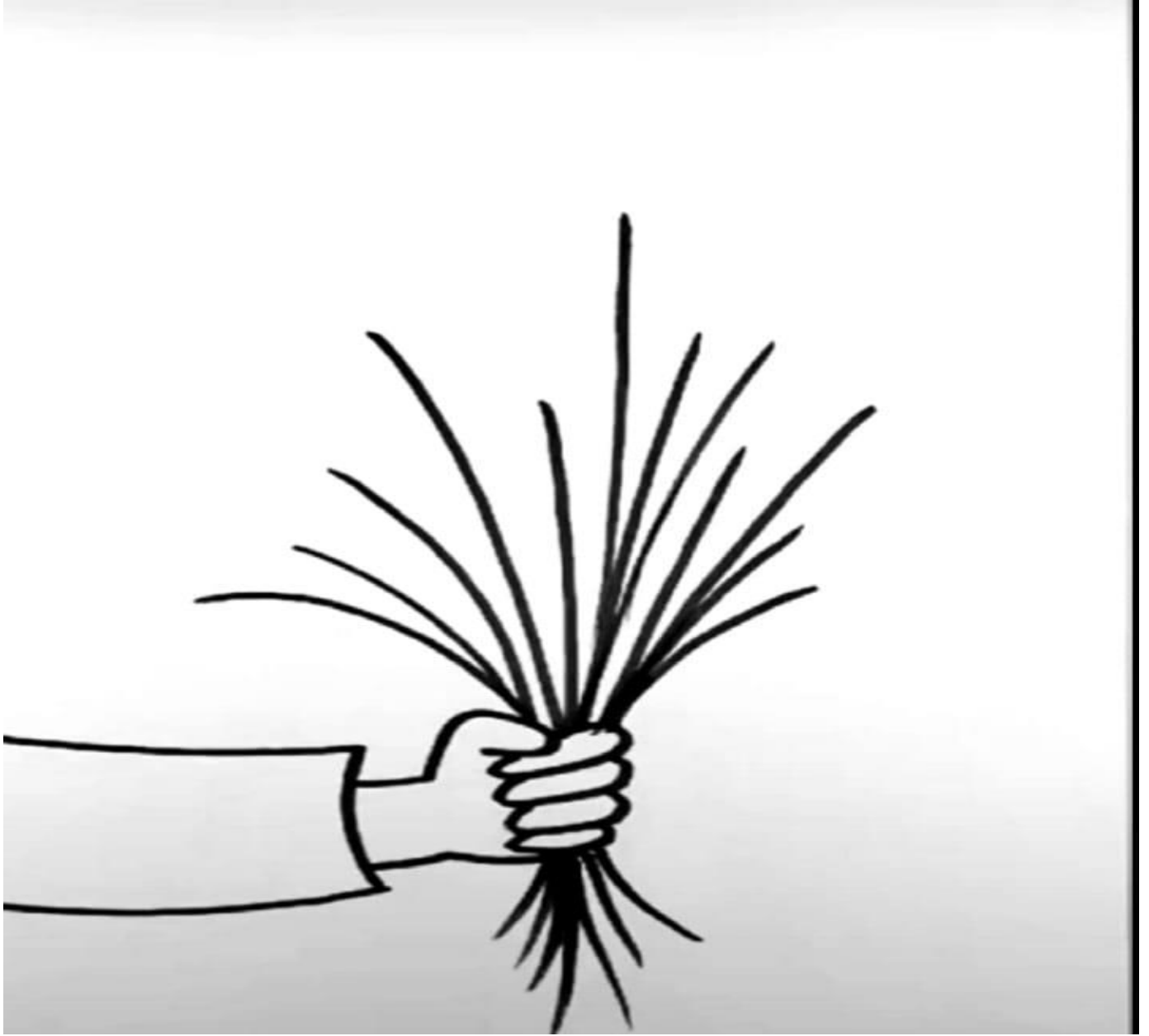
--	--	--	--	--	--	--

Trace & Write 0/Zero



Practice number name of zero

Use your finger with colours make a beautiful bouquet.



HINDI WORKSHEET
CLASS UKG

खाली स्थान में सही अक्षर लिखें।

क		ग		ङ
	छ		झ	
ट		ड		ण
	थ		ध	
प		ब		
		र		व
श				ह
		ल		श्र

याद करके बारह खड़ी अपने नोट बुक में लिखिए

अ	आ	इ	ई	उ	ऊ	ऋ	ए	ऐ	ओ	औ	अं	अः
-	ा	ि	ी	ु	ू	ृ	े	ै	ो	ौ	ं	ः
क	का	कि	की	कु	कू	के	कै	को	कौ	कं	कः	
ख	खा	खि	खी	खु	खू	खे	खै	खो	खौ	खं	खः	
ग	गा	गि	गी	गु	गू	गे	गै	गो	गौ	गं	गः	
घ	घा	घि	घी	घु	घू	घे	घै	घो	घौ	घं	घः	
च	चा	चि	ची	चु	चू	चे	चै	चो	चौ	चं	चः	
छ	छा	छि	छी	छु	छू	छे	छै	छो	छौ	छं	छः	
ज	जा	जि	जी	जु	जू	जे	जै	जो	जौ	जं	जः	
झ	झा	झि	झी	झु	झू	झे	झै	झो	झौ	झं	झः	
ट	टा	टि	टी	टु	टू	टे	टै	टो	टौ	टं	टः	
ठ	ठा	ठि	ठी	ठु	ठू	ठे	ठै	ठो	ठौ	ठं	ठः	
ड	डा	डि	डी	डु	डू	डे	डै	डो	डौ	डं	डः	
ढ	ढा	ढि	ढी	ढु	ढू	ढे	ढै	ढो	ढौ	ढं	ढः	
ण	णा	णि	णी	णु	णू	णे	णै	णो	णौ	णं	णः	
त	ता	ति	ती	तु	तू	ते	तै	तो	तौ	तं	तः	
थ	था	थि	थी	थु	थू	थे	थै	थो	थौ	थं	थः	
द	दा	दि	दी	दु	दू	दे	दै	दो	दौ	दं	दः	
ध	धा	धि	धी	धु	धू	धे	धै	धो	धौ	धं	धः	

नीचे दिए गए शब्दों की पहे और चित्रों से मिलायें ।



नल

खत

बस

जग

घर

कप

मग

जल

फल

धन

छत

पढ़



वर्णों को जोड़कर लिखिए

स + र + क + स =

द + म + क + ल =

प + र + व + ल =

म + ल + म + ल =

ग + ड + ब + ड =

ल + ग + भ + ग =

ह + ज + र + त =

भ + ग + व + त =

श + ब + न + म =

ख + न + ख + न =

